


# **Split Chain Doily**

**By Linda S Davies**

**© 2012**





**Materials:**

One 20g ball of tatting Cotton size 20, two tatting shuttles.

**Method:**

Wind both shuttles with the CTM.

**Round 1**

R1 2 - 2 - 2 - 2 - 2 - 2, cl, RW  
 Ch1 5 - 5 - 5, RW  
 R2 2 - 2 + (J to 4th p of R1) 2 - 2 - 2 - 2 cl, RW  
 Ch2 5 - 5 - 5, RW  
 R3 2 - 2 + (J to 4th p of R2) 2 - 2 - 2 - 2 cl, RW  
 Ch3 5 - 5 - 5, RW  
 R4 2 - 2 + (J to 4th p of R3) 2 - 2 - 2 - 2 cl, RW  
 Ch4 5 - 5 - 5, RW  
 R5 2 - 2 + (J to 4th p of R4) 2 - 2 - 2 - 2 cl, RW  
 Ch5 5 - 5 - 5, RW  
 R6 2 - 2 + (J to 4th p of R5) 2 - 2 + (j to 2nd p of R1) 2 - 2 cl, RW  
 Ch6 S/C 5 - 5 / 5, RW

**Round 2**

R1 S/R 2 - 2 - 2 / 2 - 2 - 2 cl, RW  
 Ch1 5 - 5, RW  
 R2 2 - 2 - 2 + (j to next free p on round 1) 2 - 2 - 2 cl, RW  
 Rep Ch1 and R2 all the way round making the last chain as follows:  
 Ch12 S/C 5 / 5, RW

**Round 3**

R1 S/R 2 - 2 - 2 / 2 - 2 - 2 cl, RW  
 Ch1 5 - 5 - 5, RW  
 R2 2 - 2 - 2 + (j to next free p on round 2) 2 - 2 - 2 cl, RW  
 Rep Ch1 and R2 all the way round making the last chain as follows:  
 Ch12 S/C 5 - 5 / 5, RW

**Round 4**

R1 S/R 2 - 2 - 2 / 2 - 2 - 2 cl, RW  
 Ch1 7 - 7, RW  
 R2 2 - 2 - 2 + (j to next free p on round 3) 2 - 2 - 2 cl, RW  
 Rep Ch1 and R2 all the way round making the last chain as follows:  
 Ch24 S/C 7 / 7, DNRW

**Round 5**

Ch1 9 - 9, j to next free p on round 4  
 Rep Ch1 all round, making the last chain as follows:  
 Ch24 S/C 9 / 9, DNRW

**Round 6**

Ch1 7 - 7 - 7 - 7, j to next free p on round 5  
 Rep Ch1 all round, making the last chain as follows:  
 Ch24 S/C 7 - 7 - 7 / 7, DNRW



Round 7

R1 S/R 3 + (j to first p of next ch on round 6) 3 - 3 / 3 - 3 cl, DNRW

Ch1 7, RW


R2 3 - 3 - 3 - 3 - 3, cl, RW

Ch2 7, DNRW

R3 3 - 3 + (miss one p and j to next p of same ch on round 6) 3 + (j to first p of next ch on round 6) 3 - 3 cl, DNRW

Ch3 7, RW

Rep from R2 all round and join last ch to base of R1. DNRW



Round 8

Ch1 9 + (lj to 2nd p of forward facing r on round 7) 5 - 5 + (lj to next p of same r on round 7) 9, lj to tiny sp bet next two chs on round 7)

Rep all round joining last chain to starting point of round 8.

Cut and tie, sew ends to neaten.

Round 9

Wind two shuttles with CTM and lj to any free p on round 8

Ch1 9 - 9, lj to next free p on round 8

Rep Ch1 all round making last chain as follows:


Ch24 S/C 9 / 9, DNRW

Round 10

Ch1 7 - 7 - 7, j to next free p on round 9

Rep Ch1 all round making last chain as follows:

Ch24 7 - 7 / 7, DNRW



Round 11

Ch1 7 - 7 - 7 - 7, j to next free p on round 10

Rep Ch1 all round, making the last chain as follows:

Ch48 S/C 7 - 7 - 7 / 7, RW

Round 12

R1 S/R 3 + (j to first p of next ch on round 11) 3 - 3 / 3 - 3 cl, DNRW

Ch1 7, RW

R2 3 - 3 - 3 - 3 - 3, cl, RW

Ch2 7, DNRW

R3 3 - 3 + (miss one p and j to next p of same ch on round 11) 3 + (j to first p of next ch on round 11) 3 - 3 cl, DNRW

Ch3 7, RW

Rep from R2 all round and join last ch to base of R1. DNRW

Round 13

Ch1 9 + (lj to 2nd p of forward facing r on round 12) 5 - 5 + (lj to next p of same r on round 12) 9, lj to tiny sp bet next two chs on round 12)

Rep all round joining last chain to starting point of round 13.

Cut and tie, sew ends to neaten.

